



Metro Carpark, Australia

[NOVA]

TRI-PROOF Linear Light

[Nova]

is an all-in-one integrated linear light for indoor/ outdoor car park or any public area! It's a perfect replacement of T8 batten(15W-60W). Options of motion sensor and backup battery transform this ordinary luminaire into smart energy saving light and emergency light!

◆ **ALL IN ONE** : With Sensor and Emergency options

◆ 5 year warranty / 50,000 hours lifetime
(Driver option: **LUMAN** / **TRIDONIC** / **PHILIPS** / **MW** , and many more...)

(LED option: **LUMAN** / **EPISTAR** / **SEOUL** / **LG** , and many more...)

◆ Up to 60W/meter, 110lm/W



Installation Options

Hanging /Ceiling mounting

Upside plug-in, for AC installation, easy go!

Hand to Hand

LUMAN® special design of flex & plug (IP65).

Easy installation in both vertical and horizontal positions. Connect up to 50pcs in series with a single 220V input!



Hand to Hand


[NOVA]

TRI-PROOF Linear Light

Sensor option

1. Single

Build-in 5.8GHz Microwave motion sensor ensures light is provided only when needed, saving more energy, **10 meters** range detection. The best energy management and saving.



2. Network

Operated by external master sensor. Lights only work and dim in series at the same time within **20 meters** range.




Emergency option

Build-in battery gear for 2 or 3 hours, 10W discharge.



2 or 3 Hours
30% Brightness



[NOVA]

TRI-PROOF Linear Light

Dimensional Drawing

Size	2ft	4ft	5ft
L	600	1200	1500
W	71	71	71
H	75	75	75

*Unit = mm

*ft = feet

*Length may be +/-5mm

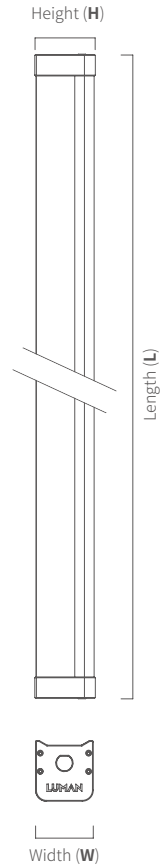


Environmental Properties

Operating Temperature	-10°C ~ +40°C
Storage Temperature	-40°C ~ +60°C
Life time	50,000 hours

Mechanical Properties

Body	Aluminum
Base	AC Connection
Weight	0.97kg (2ft)/ 1.7kg (4ft)/ 2.05kg (5ft)



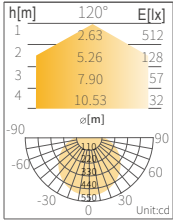
[NOVA]

TRI-PROOF Linear Light

Technical Operation Data

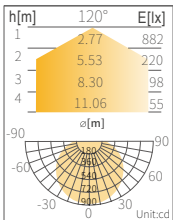
Standard Version

• POWER:15W, 4000K



Target Replacement :
CFL T8 18W x 2

• POWER:30W, 4000K



Target Replacement :
CFL T8 36W x 2

LM-NVW15-ANxK2

LM-NVD15-ANxK2

LUMINOUS FLUX	1500lm	1650lm
COLOR	Warm White	Day white
CCT	3000K	4000K
CRI	>83	>83
RADIANCE ANGLE	120°	120°
LENGTH	2ft/60cm	2ft/60cm
VOLTAGE(AC)	220-240V 50/60Hz	220-240V 50/60Hz

LM-NVC15-ANxK2

LUMINOUS FLUX	1650lm	
COLOR	Cool white	
CCT	5500K	
CRI	>83	
RADIANCE ANGLE	120°	
LENGTH	2ft/60cm	
VOLTAGE(AC)	220-240V 50/60Hz	

LM-NVW30-ANxK4

LM-NVD30-ANxK4

LUMINOUS FLUX	3000lm	3300lm
COLOR	Warm White	Day white
CCT	3000K	4000K
CRI	>83	>83
RADIANCE ANGLE	120°	120°
LENGTH	4ft/120cm	4ft/120cm
VOLTAGE(AC)	220-240V 50/60Hz	220-240V 50/60Hz

LM-NVC30-ANxK4

LUMINOUS FLUX	3300lm	
COLOR	Cool white	
CCT	5500K	
CRI	>83	
RADIANCE ANGLE	120°	
LENGTH	4ft/120cm	
VOLTAGE(AC)	220-240V 50/60Hz	

[NOVA]

TRI-PROOF Linear Light

	LM-NVW45-ANxK5	LM-NVD45-ANxK5
LUMINOUS FLUX	4300lm	4500lm
COLOR	Warm White	Day white
CCT	3000K	4000K
CRI	>83	>83
RADIANCE ANGLE	120°	120°
LENGTH	5ft/150cm	5ft/150cm
VOLTAGE(AC)	220-240V 50/60Hz	220-240V 50/60Hz

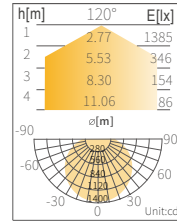
	LM-NVC45-ANxK5
LUMINOUS FLUX	4500lm
COLOR	Cool white
CCT	5500K
CRI	>83
RADIANCE ANGLE	120°
LENGTH	5ft/150cm
VOLTAGE(AC)	220-240V 50/60Hz

Remark:

'x' (Indicated the Powering options) = 'U' (Upside AC Powering) / 'C' (IP65 220V Side Plug Powering)

Please contact us for other specification information.

• POWER:45W, 4000K

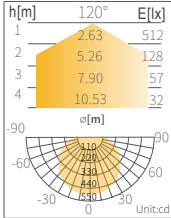


Target Replacement :
CFL T8 58W x 2

[NOVA]

TRI-PROOF Lamp

• POWER:15W, 4000K



SENSOR FUNCTION

Standby:

10% Brightness

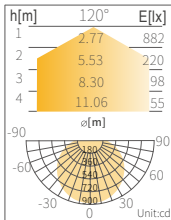
Detected:

100% Brightness

Hold on time:

60s or by request

• POWER:30W, 4000K



SENSOR FUNCTION

Standby:

10% Brightness

Detected:

100% Brightness

Hold on time:

60s or by request

Independent Sensor Version

	LM-NVW15-ASxK2	LM-NVD15-ASxK2
LUMINOUS FLUX	1500lm	1650lm
COLOR	Warm White	Day white
CCT	3000K	4000K
CRI	>83	>83
RADIANCE ANGLE	120°	120°
LENGTH	2ft/60cm	2ft/60cm
VOLTAGE(AC)	220-240V 50/60Hz	220-240V 50/60Hz

	LM-NVC15-ASxK2
LUMINOUS FLUX	1650lm
COLOR	Cool white
CCT	5500K
CRI	>83
RADIANCE ANGLE	120°
LENGTH	2ft/60cm
VOLTAGE(AC)	220-240V 50/60Hz

	LM-NVW30-ASxK4	LM-NVD30-ASxK4
LUMINOUS FLUX	3000lm	3300lm
COLOR	Warm White	Day white
CCT	3000K	4000K
CRI	>83	>83
RADIANCE ANGLE	120°	120°
LENGTH	4ft/120cm	4ft/120cm
VOLTAGE(AC)	220-240V 50/60Hz	220-240V 50/60Hz

	LM-NVC30-ASxK4
LUMINOUS FLUX	3300lm
COLOR	Cool white
CCT	5500K
CRI	>83
RADIANCE ANGLE	120°
LENGTH	4ft/120cm
VOLTAGE(AC)	220-240V 50/60Hz

[NOVA]

TRI-PROOF Lamp

Network Sensor Version

(Product must use with Master Sensor LM-AS002-RMHV)

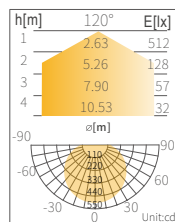
	LM-NVW15-ARxK2	LM-NVD15-ARxK2
LUMINOUS FLUX	1500lm	1650lm
COLOR	Warm White	Day white
CCT	3000K	4000K
CRI	>83	>83
RADIANCE ANGLE	120°	120°
LENGTH	2ft/60cm	2ft/60cm
VOLTAGE(AC)	220-240V 50/60Hz	220-240V 50/60Hz

	LM-NVC15-ARxK2
LUMINOUS FLUX	1650lm
COLOR	Cool white
CCT	5500K
CRI	>83
RADIANCE ANGLE	120°
LENGTH	2ft/60cm
VOLTAGE(AC)	220-240V 50/60Hz

	LM-NVW30-ARxK4	LM-NVD30-ARxK4
LUMINOUS FLUX	3000lm	3300lm
COLOR	Warm White	Day white
CCT	3000K	4000K
CRI	>83	>83
RADIANCE ANGLE	120°	120°
LENGTH	4ft/120cm	4ft/120cm
VOLTAGE(AC)	220-240V 50/60Hz	220-240V 50/60Hz

	LM-NVC30-ARxK4
LUMINOUS FLUX	3300lm
COLOR	Cool white
CCT	5500K
CRI	>83
RADIANCE ANGLE	120°
LENGTH	4ft/120cm
VOLTAGE(AC)	220-240V 50/60Hz

• POWER:15W, 4000K



SENSOR FUNCTION

Standby:

10% Brightness

Detected:

100% Brightness

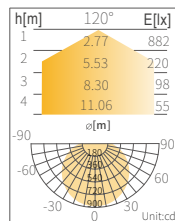
Hold on time:

60s or by request

Wireless Controlled

By Master Sensor

• POWER:30W, 4000K



SENSOR FUNCTION

Standby:

10% Brightness

Detected:

100% Brightness

Hold on time:

60s or by request

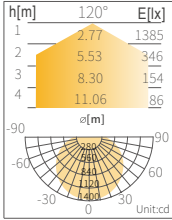
Wireless Controlled

By Master Sensor

[NOVA]

TRI-PROOF Lamp

• POWER:45W, 4000K



SENSOR FUNCTION

Standby:

10% Brightness

Detected:

100% Brightness

Hold on time:

60s or by request

Wireless Controlled

By Master Sensor

LM-NVW45-ANxK5

LM-NVD45-ANxK5

LUMINOUS FLUX	4300lm	4500lm
COLOR	Warm White	Day white
CCT	3000K	4000K
CRI	>83	>83
RADIANCE ANGLE	120°	120°
LENGTH	5ft/150cm	5ft/150cm
VOLTAGE(AC)	220-240V 50/60Hz	220-240V 50/60Hz

LM-NVC45-ANxK5

LUMINOUS FLUX	4500lm
COLOR	Cool white
CCT	5500K
CRI	>83
RADIANCE ANGLE	120°
LENGTH	5ft/150cm
VOLTAGE(AC)	220-240V 50/60Hz

Master Remote Sensor

MODEL CODE	LM-AS002-RMHW
POWER	1W
DETECTION RANGE	15m(Dia.)x6m(H)
MOUNTING HEIGHT	Max. 6m
CHANNEL	10 Channels for receive
IP RATING	IP65
RF TRANSMISSION DISTANCE	30m (Indoor) / 100m (Outdoor)
MICROWAVE FREQUENCY	5.8GHz
VOLTAGE (AC)	220-240V 50/60Hz

[NOVA]

TRI-PROOF Lamp

Emergency Options

	LM-NVW30-ENxK4	LM-NVD30-ENxK4
LUMINOUS FLUX	3000lm	3300lm
COLOR	Warm White	Day white
CCT	3000K	4000K
CRI	>83	>83
RADIANCE ANGLE	120°	120°
LENGTH	4ft/120cm	4ft/120cm
VOLTAGE(AC)	220-240V 50/60Hz	220-240V 50/60Hz

	LM-NVC30-ENxK4
LUMINOUS FLUX	3300lm
COLOR	Cool white
CCT	5500K
CRI	>83
RADIANCE ANGLE	120°
LENGTH	4ft/120cm
VOLTAGE(AC)	220-240V 50/60Hz

	LM-NVW45-ENxK5	LM-NVD45-ENxK5
LUMINOUS FLUX	4300lm	4500lm
COLOR	Warm White	Day white
CCT	3000K	4000K
CRI	>83	>83
RADIANCE ANGLE	120°	120°
LENGTH	5ft/150cm	5ft/150cm
VOLTAGE(AC)	220-240V 50/60Hz	220-240V 50/60Hz

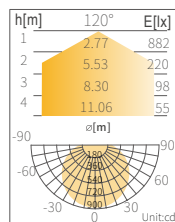
	LM-NVC45-ENxK5
LUMINOUS FLUX	4500lm
COLOR	Cool white
CCT	5000K
CRI	>83
RADIANCE ANGLE	120°
LENGTH	5ft/150cm
VOLTAGE(AC)	220-240V 50/60Hz

Remark:

'X' (Indicated the Powering options) = 'U' (Upside AC Powering) / 'C' (IP65 220V Side Plug Powering)

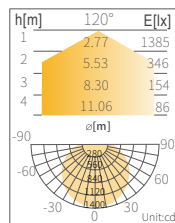
Please contact us for other specification information.

• POWER:30W, 4000K



EMERGENCY DISCHARGE:
180mins 5W

• POWER:45W, 4000K



EMERGENCY DISCHARGE:
180mins 10W